


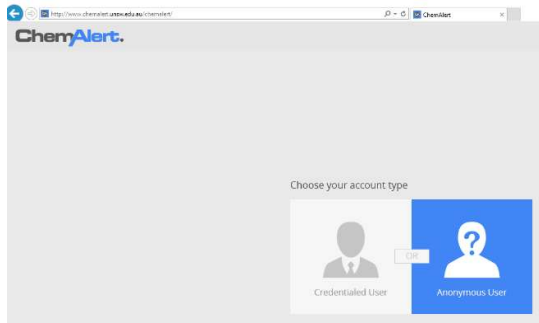
# ChemAlert for Chemical labelling

Access is through <http://safety.unsw.edu.au/chemalert>

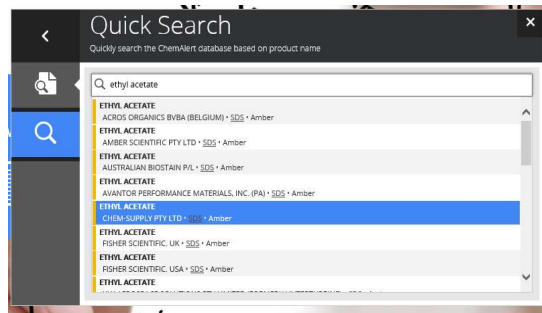
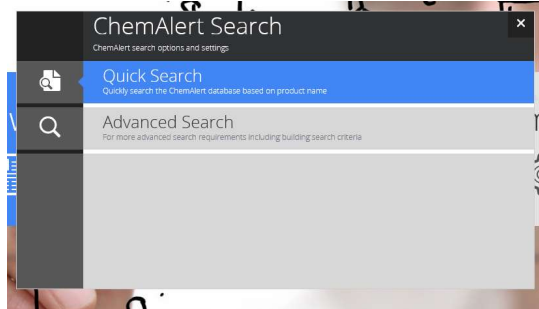
Chem alert works best through Internet Explorer.

This is a step by step guide on how to print labels through ChemAlert

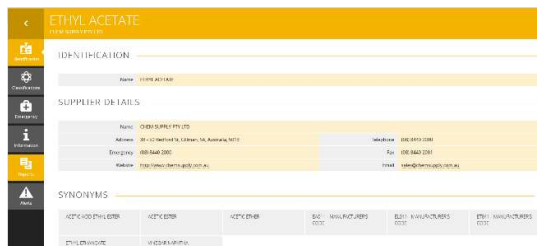
1. Pick Anonymous user from login screen then Search.



2. Quick Search and then enter the chemical name you are after (The field will populate as you type)



3. The chemical result page will have access to a variety of information (Emergency, Classifications, MSDS) Go into Reports then Labels.



4. Pick the size of labels you want and then View/Print.

